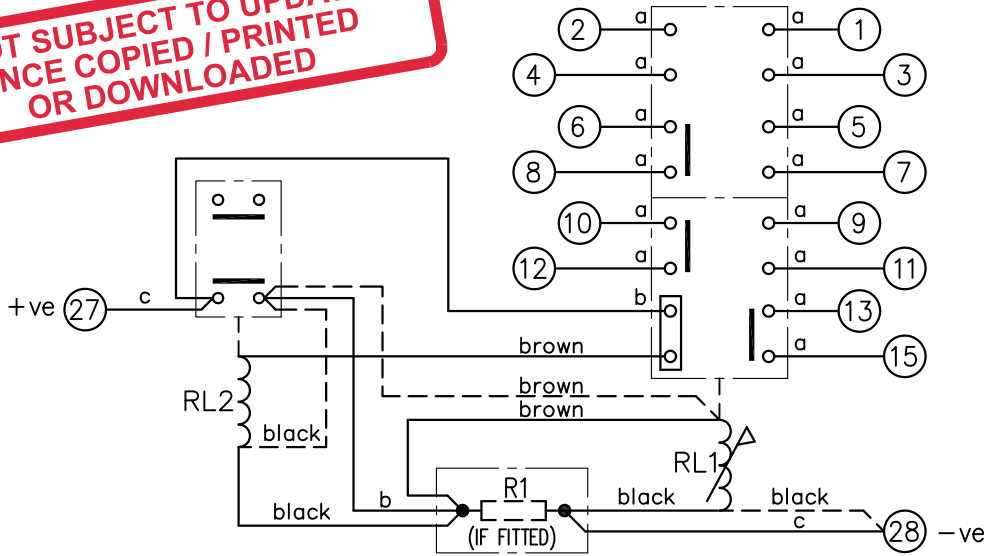


2112W50039

LOOKING ON FRONT OF RELAY

NOT SUBJECT TO UPDATE  
ONCE COPIED / PRINTED  
OR DOWNLOADED



ASSEMBLY WIRES USED		
a	2107B10001	14 OFF
b	2107D10169	2 OFF
c	2107D10165	2 OFF

RL2 COIL		2112G20031	2112G20031		2112G20031	
RL1 COIL		2112G20013	2112G20016		2112G20020	
R1			390R 2102C35391		2X100R IN SERIES 2102C41101	
Vdc	24	30	48	60	125	240

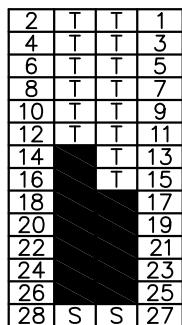
- KEY**
- make contact
  - break contact
  - c/o contact
  - ext. conn
  - plug bridge - shorting
  - metering point
  - 5Kv barrier
  - test socket - shorting
  - plug & socket

CONTACT CONFIG.	OUTPUT CONTACT PAIR /	TERMINAL No.							
		1-3	2-4	5-7	6-8	9-11	10-12	13-15	
7M	M	M	M	M	M	M	M	M	
6M 1B	M	B	M	M	M	M	M	M	
5M 2B	B	B	M	M	M	M	M	M	
4M 3B	B	B	B	M	M	M	M	M	
3M 4B	B	B	B	M	B	M	M	M	

- NOTE:**
- CONTACT CONFIGURATION ABOVE IS REQUIRED FOR RELAY OPERATION. FOR DETAILS OF VARIABLE CONTACT OPTIONS SEE TABLE OPPOSITE.
  - RESISTOR R1 IS FITTED ONLY WHEN REQUIRED. SEE TABLE ABOVE.
  - DASHED LINE --- SHOWS CONNECTIONS WHEN RESISTORS ARE NOT FITTED.

FRAME REFERENCE: E4FS05.  
FRAME TERMINAL BLOCK ASSY: -

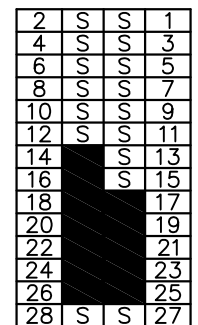
ASSEMBLY INSTRUCTIONS: -  
TYPICAL ASSEMBLY DRAWING 2995G10032.  
AT INDICATED POSITIONS FIT AS FOLLOWS:  
T - FIT TRIP ISOLATION CONTACT 2995B10053  
S - FIT STANDARD CONTACT 2995B10054  
SECURE CONTACTS USING FIXING SCREW 2109F99009.  
POSITIONS SHOWN BLANK ARE UNUSED



VIEW FROM NUMBERED SIDE OF BLOCK

OUTER TERMINAL BLOCK ASSY: -

ASSEMBLY INSTRUCTIONS: -  
TYPICAL ASSEMBLY DRAWING 2995G10029.  
AT INDICATED POSITIONS FIT AS FOLLOWS:  
S - FIT STANDARD CONTACT 2995B10051  
HC - FIT 'HEAVY CURRENT' KIT 2995G10030  
WHERE IS SHOWN FIT CT SHORTING KIT 2995G10031  
POSITIONS SHOWN BLANK ARE UNUSED.  
ALL POSITIONS FIT SCREW 2106F12506.



VIEW FROM INSIDE FACE

5 RDW 12/04/12 MN112/3514 JB			Title: T.B. AND WIRING DIAG. FOR 7PG15223 (TR223-7 CONTACT) RELAY IN E4 CASE.		First used on:	
4 RDW 14/11/05 MN112/2744					Similar Articles:	
3 RDW 10/4/03 MN112/2518					Supersedes:	
2 27/04/00 MN995/09					Drg.No. <b>2112W50039</b>	
ISSUE DATE MOD.No.			<b>Reyrolle Protection Hebburn.</b>		Original Scale: .	
DRAWN: A.LAW.		CHECKED:	APPROVED: R.D.WATSON	DATE: 16/07/02	Copyright © 1998 Reyrolle Ltd	